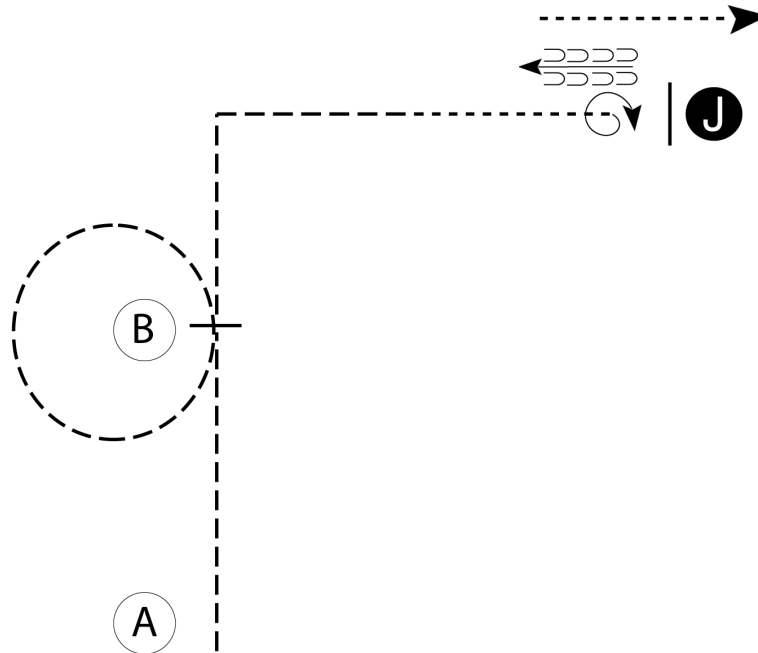


AQHA Show Your Colors Pattern Book

Tulsa, OK
August 10-20, 2023
www.nsba.com

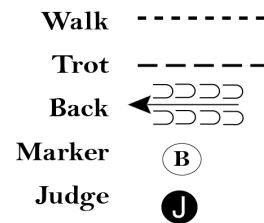
AQHA Show Your Colors – Showmanship

All excluding Walk Trot & EWD



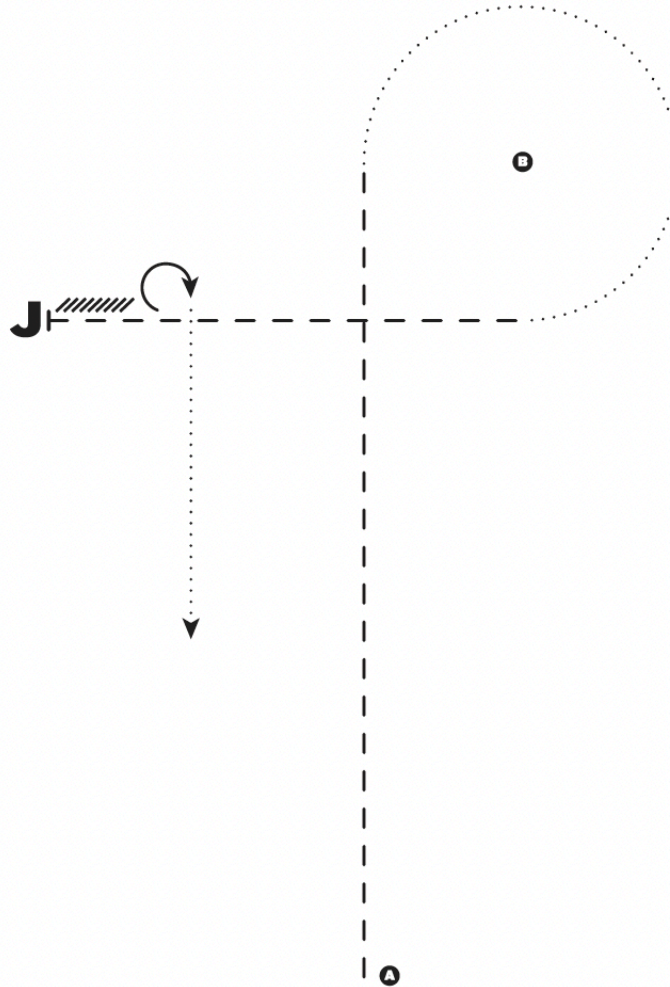
Be ready at A.

1. Trot from A to B.
2. Trot a circle around B
3. At B, stop and hesitate.
4. Trot halfway to Judge.
5. Walk halfway to Judge.
6. Perform 360 degree turn and set up.
7. When dismissed, back as shown.
8. Exit at a walk.



AQHA Show Your Colors – Showmanship

Youth Walk Trot
EWD Walk Trot



LEGEND

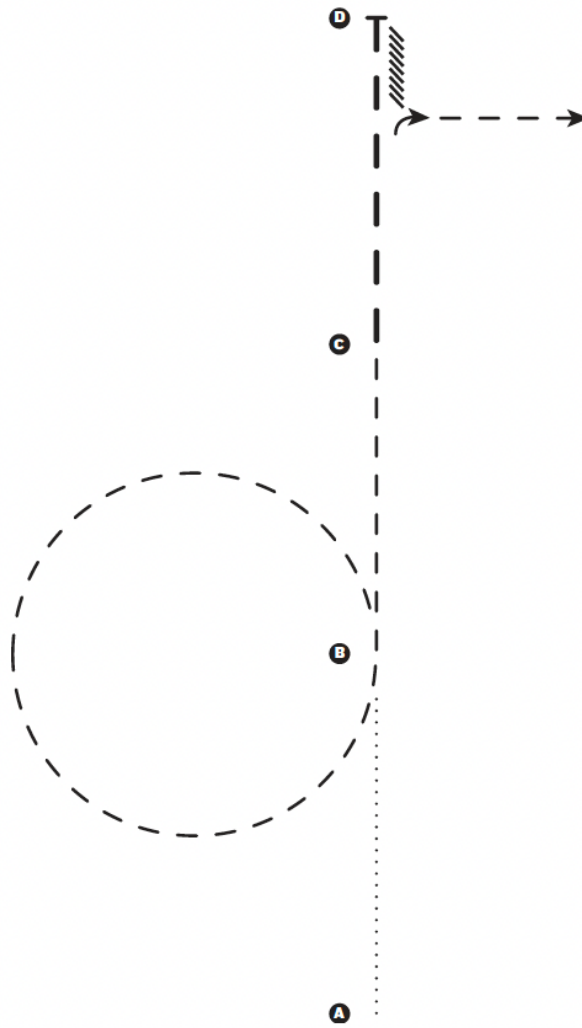
.....	Walk
.....	Extended Walk
---	Trot
---	Extended Trot
////	Back

1. Be ready at A, trot from A to B
2. At B, walk and continue walking three quarters of a circle around B
3. When even with B, trot to judge
4. At judge, stop, set up
5. Inspection
6. When dismissed, back approximately one horse length
7. Perform a 270° turn and walk away, pattern is complete

Note: Cones should be set in a manner that is the most appropriate for the class, arena and maneuvers.

AQHA Show Your Colors – Horsemanship

Youth Walk Trot
EWD Walk Trot



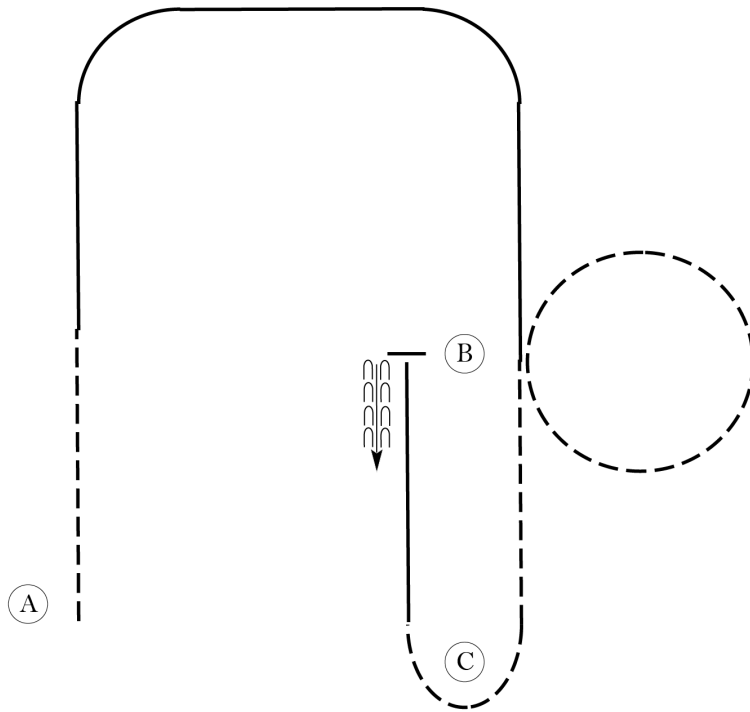
LEGEND	
.....	Walk
.....	Extended Walk
---	Jog
---	Extended Jog
////	Back

1. Be ready at A, walk from A to B
2. At B, jog a circle to the left and continue jogging to C
3. At C, extended jog to D
4. At D, stop
5. Back approximately one horse length
6. Perform a 90° turn right and jog away, pattern is complete

Note: Cones should be set in a manner that is the most appropriate for the class, arena and maneuvers.

AQHA Show Your Colors – Equitation

All excluding Walk Trot & EWD



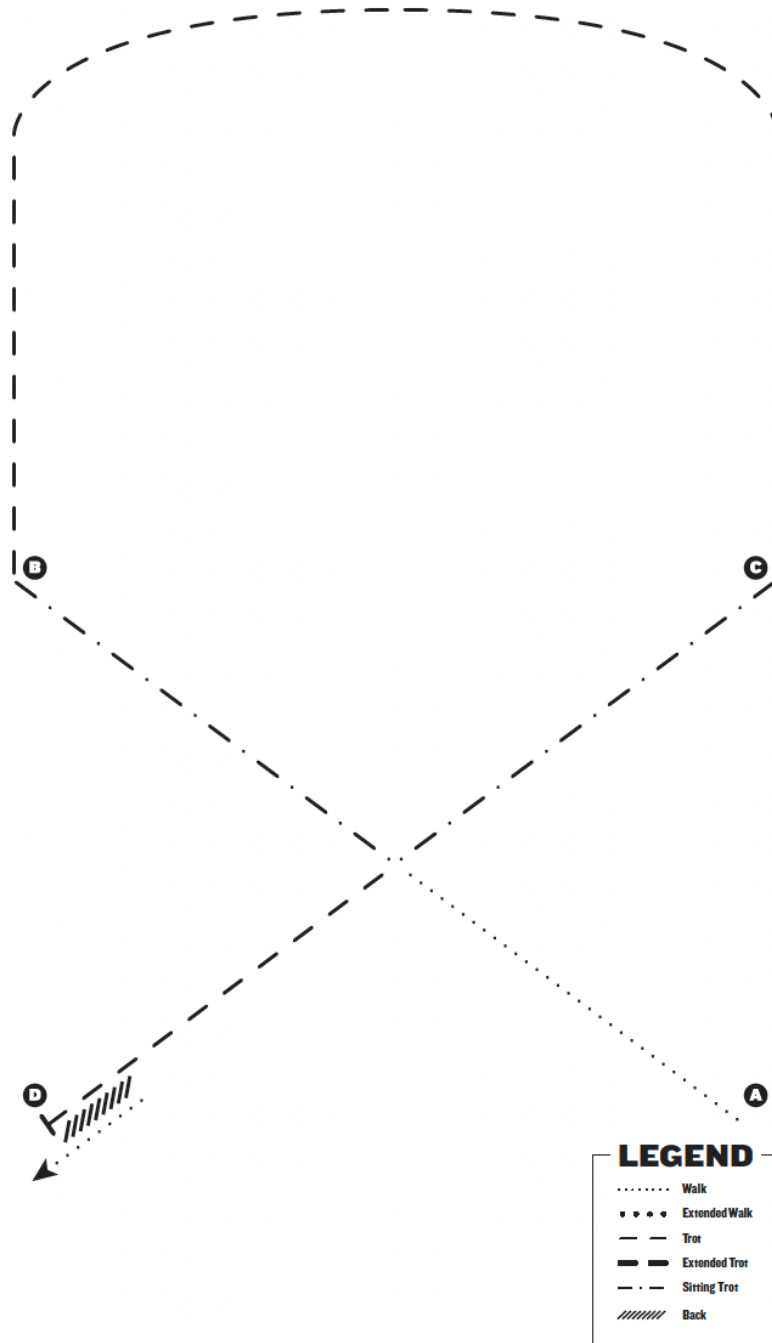
Be ready before A.

1. Trot on the left diagonal.
2. Canter on the right lead to B.
3. Trot a circle to the left on the correct diagonal.
4. Continue halfway to C in a 2 point position.
5. Sitting trot to and around C.
6. Canter left lead to B.
7. Stop and back.

Walk	-----
Trot	- - - - -
Extended Trot	-----
Canter	-----
Leg Yield	
Lead Change	↘
Back	←←←←←
Marker	Ⓚ
Sidepass	←←←←←
Hand Gallop	-----

AQHA Show Your Colors – Equitation

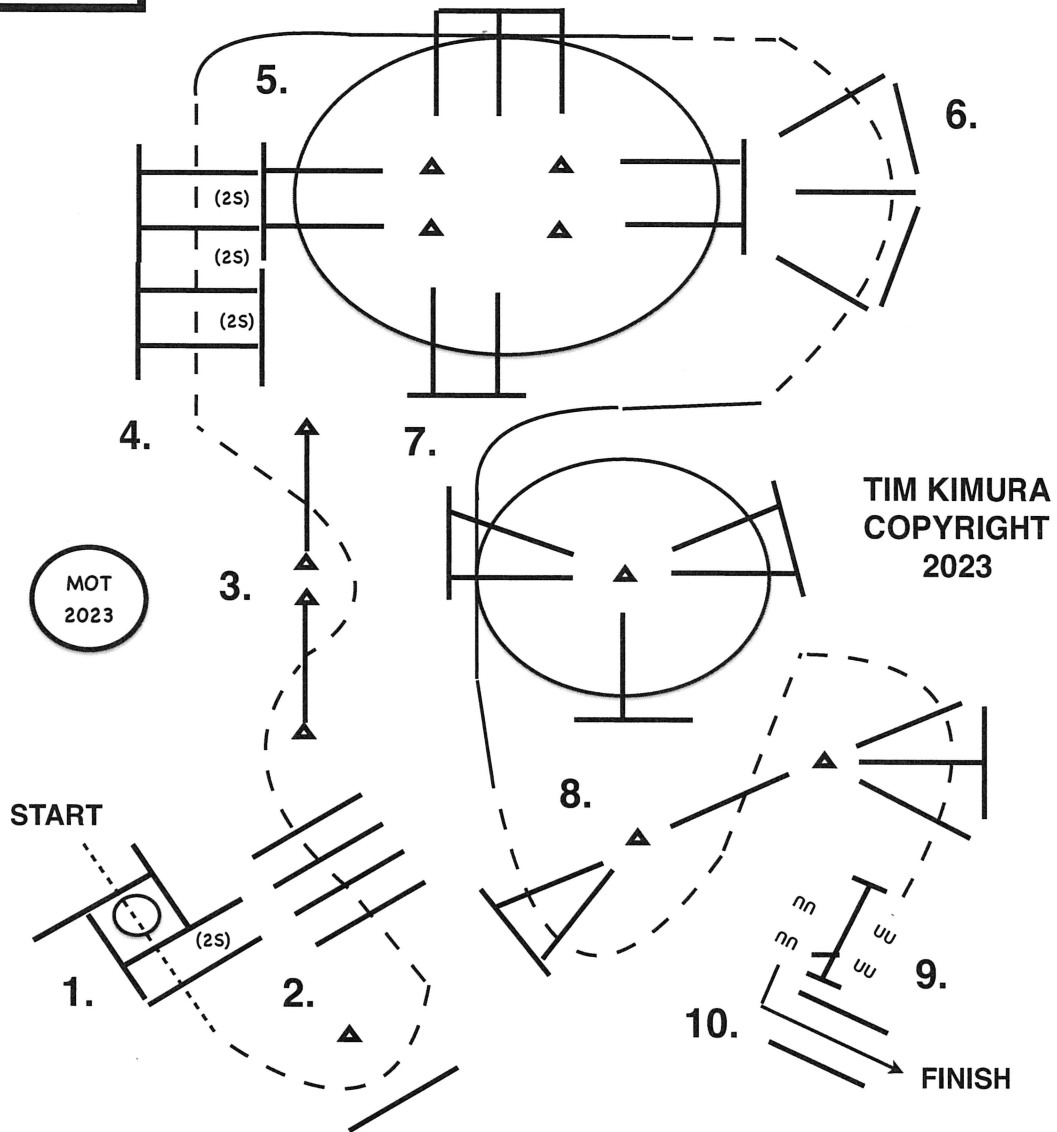
Youth Walk Trot
EWD Walk Trot



1. Be ready at A, walk approximately two horse lengths toward B
2. Sitting trot to B
3. At B, posting trot left diagonal around arc to C
4. At C, sitting trot halfway to D
5. Posting trot right diagonal to D
6. At D, halt
7. Back approximately one horse length, walk forward over tracks, pattern is complete

2023 NSBA
SHOW YOUR
COLORS

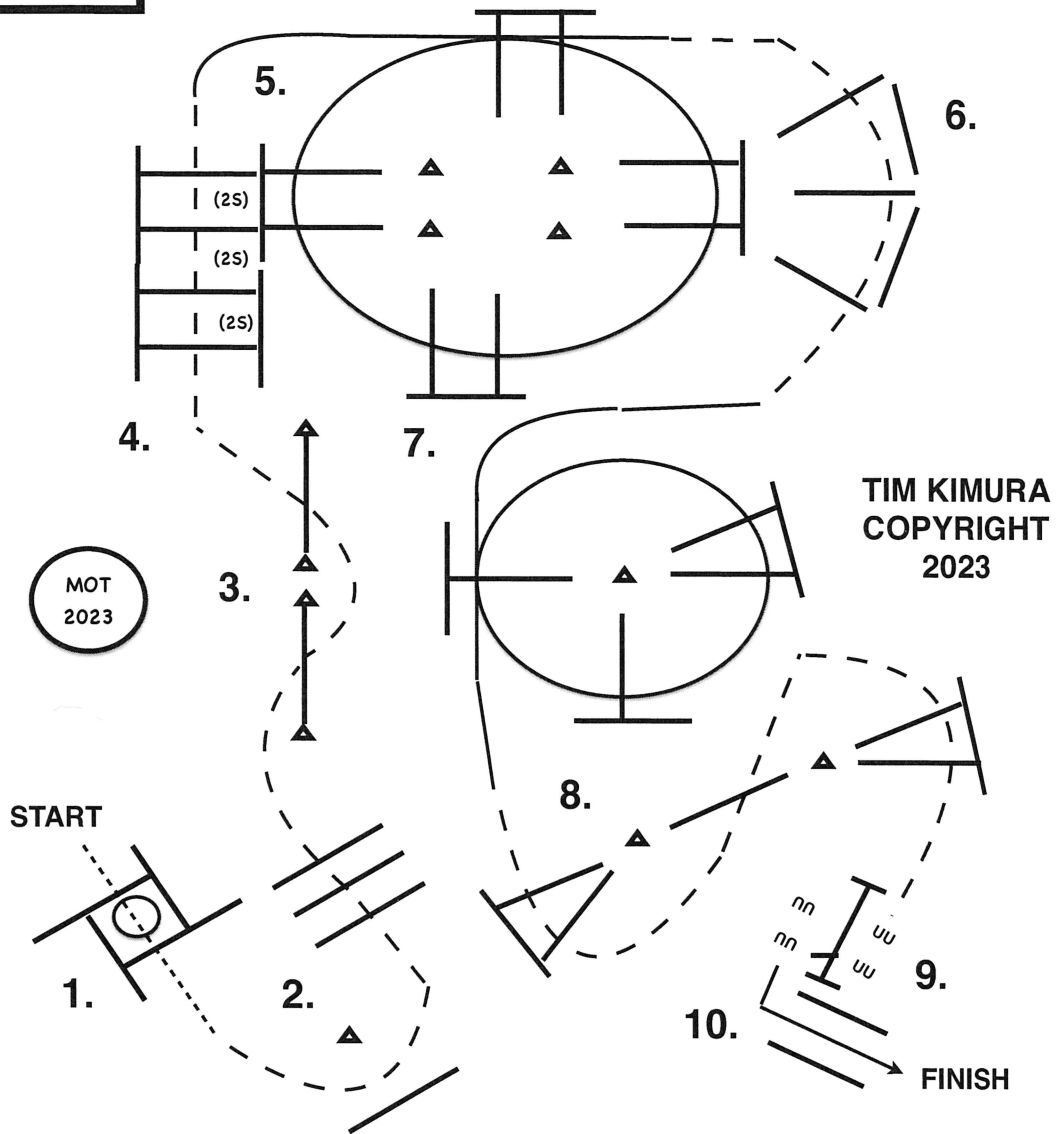
AMATEUR - SELECT - YOUTH



1. WALK INTO BOX, EXECUTE A 360 TURN EITHER WAY, WALK OUT OVER POLES.
2. JOG AROUND CONE, JOG OVER POLES.
3. JOG THROUGH SERPENTINE, JOG OVER POLES.
4. JOG OVER POLES.
5. LOPE OVER POLES (RIGHT LEAD).
6. BREAK TO THE JOG, JOG OVER POLES.
7. LOPE OVER POLES (LEFT LEAD).
8. BREAK TO THE JOG, JOG OVER POLES, JOG UP TO GATE.
9. WORK GATE (RIGHT HAND), OPEN WALK OVER POLE, CLOSE GATE.
10. BACK AROUND CORNER, BACK BETWEEN POLES.

**2023 NSBA
SHOW YOUR
COLORS**

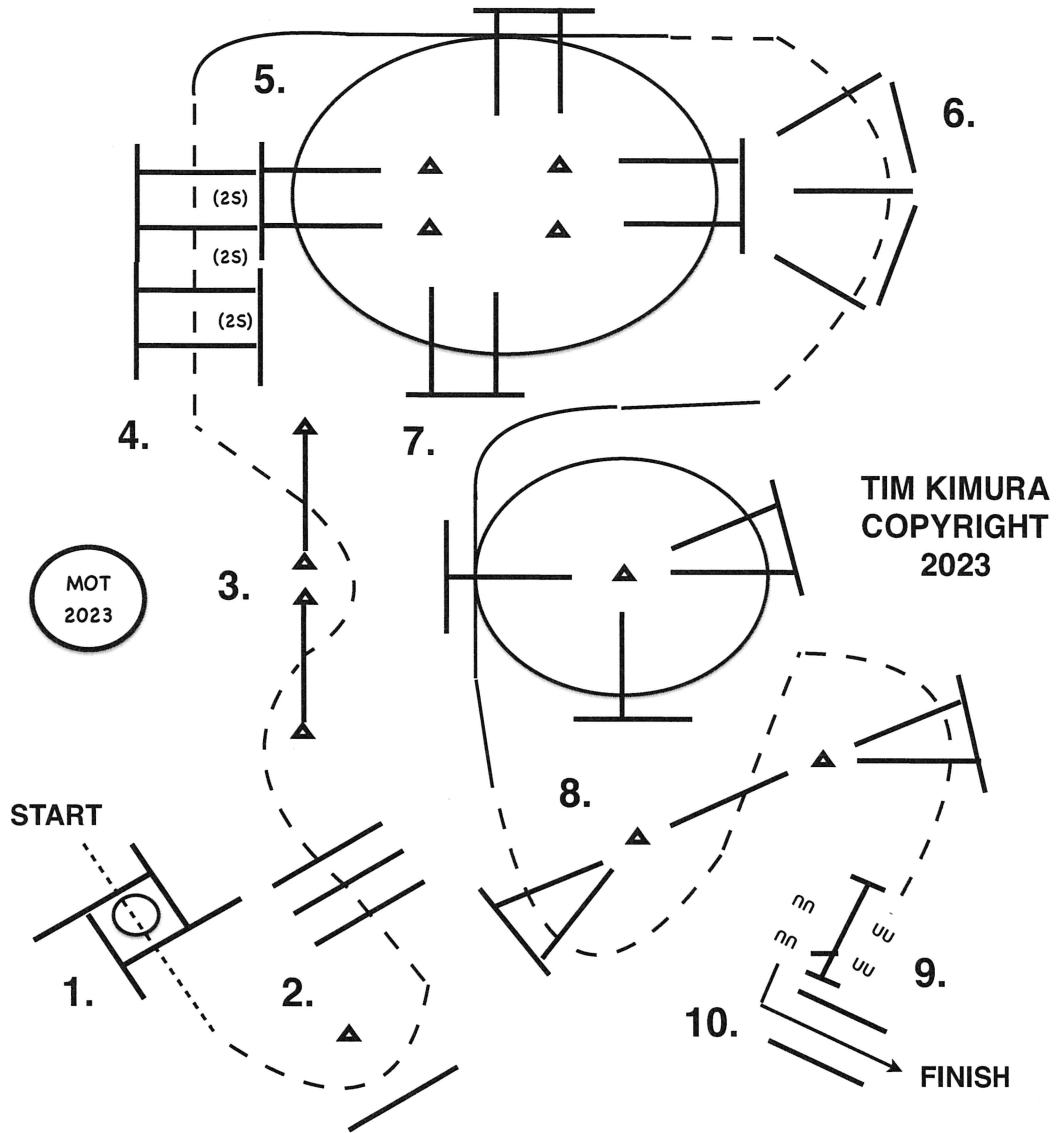
L1 YOUTH - L1 AMTEUR



1. WALK INTO BOX, EXECUTE A 360 TURN EITHER WAY, WALK OUT OVER POLE.
2. JOG AROUND CONE, JOG OVER POLES.
3. JOG THROUGH SERPENTINE, JOG OVER POLES.
4. JOG OVER POLES.
5. LOPE OVER POLES (RIGHT LEAD).
6. BREAK TO THE JOG, JOG OVER POLES.
7. LOPE OVER POLES (LEFT LEAD).
8. BREAK TO THE JOG, JOG OVER POLES, JOG UP TO GATE.
9. WORK GATE (RIGHT HAND), OPEN WALK OVER POLE, CLOSE GATE.
10. BACK AROUND CORNER, BACK BETWEEN POLES.

**2023 NSBA
SHOW YOUR
COLORS**

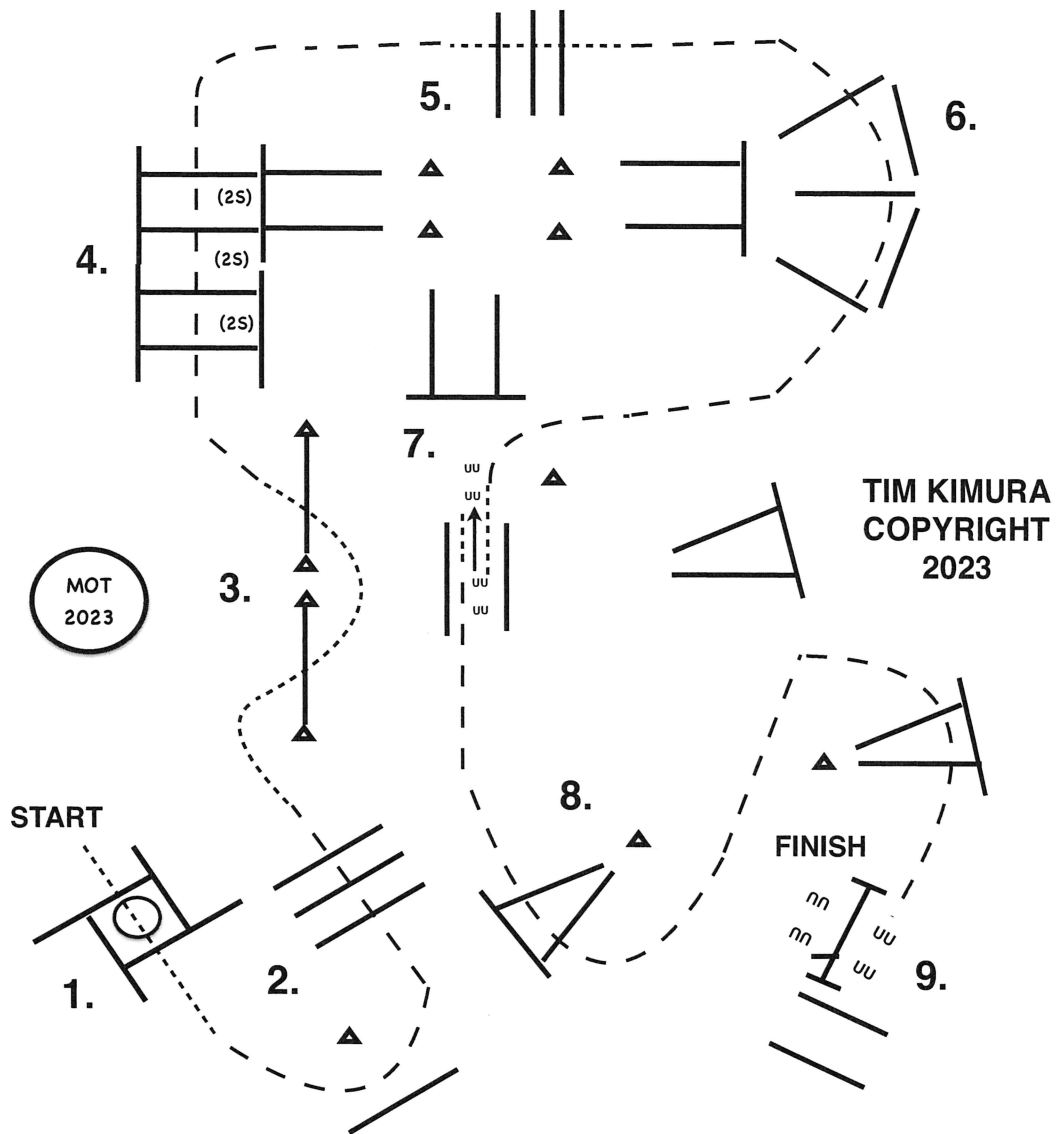
**L1 JUNIOR - L1 SENIOR
JUNIOR TRAIL**



1. WALK INTO BOX, EXECUTE A 360 TURN EITHER WAY, WALK OUT OVER POLE.
2. JOG AROUND CONE, JOG OVER POLES.
3. JOG THROUGH SERPENTINE, JOG OVER POLES.
4. JOG OVER POLES.
5. LOPE OVER POLES (RIGHT LEAD).
6. BREAK TO THE JOG, JOG OVER POLES.
7. LOPE OVER POLES (LEFT LEAD).
8. BREAK TO THE JOG, JOG OVER POLES, JOG UP TO GATE.
9. WORK GATE (RIGHT HAND), OPEN WALK OVER POLE, CLOSE GATE.
10. BACK AROUND CORNER, BACK BETWEEN POLES.

**2023 NSBA
SHOW YOUR
COLORS**

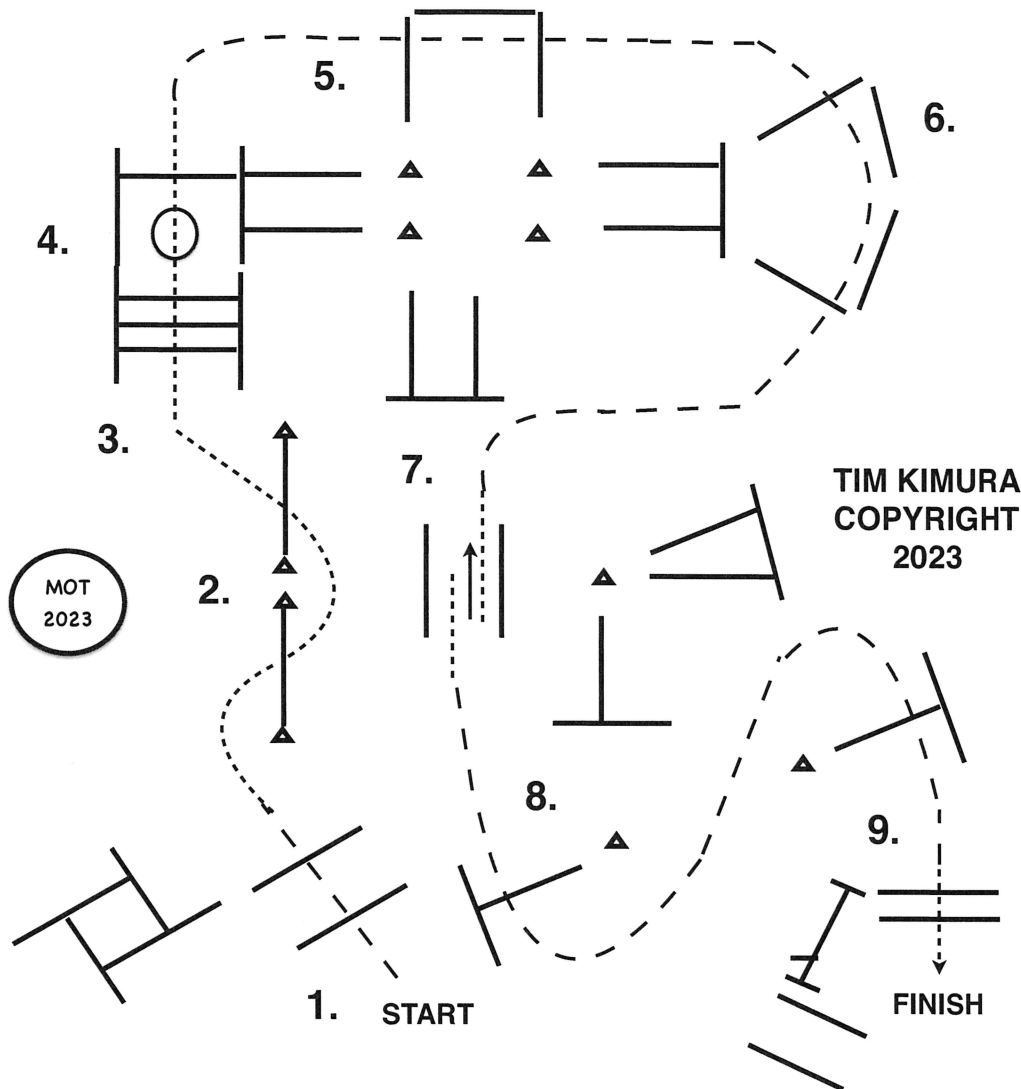
YOUTH WALK TROT TRAIL



1. WALK INTO BOX, EXECUTE A 360 TURN EITHER WAY, WALK OUT OVER POLE.
2. JOG AROUND CONE, JOG OVER POLES.
3. STOP OR BREAK TO THE WALK, WALK THROUGH SERPENTINE, WALK OVER POLES.
4. JOG OVER POLES.
5. STOP OR BREAK TO THE WALK, WALK OVER POLES.
6. JOG OVER POLES.
7. JOG UP TO CONE, STOP OR BREAK TO THE WALK, WALK INTO CHUTE.
STOP IN CHUTE, BACK ALL THE WAY OUT OF CHUTE,
8. WALK FORWARD THEN JOG OVER POLES,
9. JOG UP TO GATE OR OPTION: YOU MAY STOP BEFORE GATE AND
WALK 2-3 STEPS UP TO GATE BEFORE OPENING
WORK GATE (RIGHT HAND), OPEN WALK THROUGH AND CLOSE GATE.

**2023 NSBA
SHOW YOUR
COLORS**

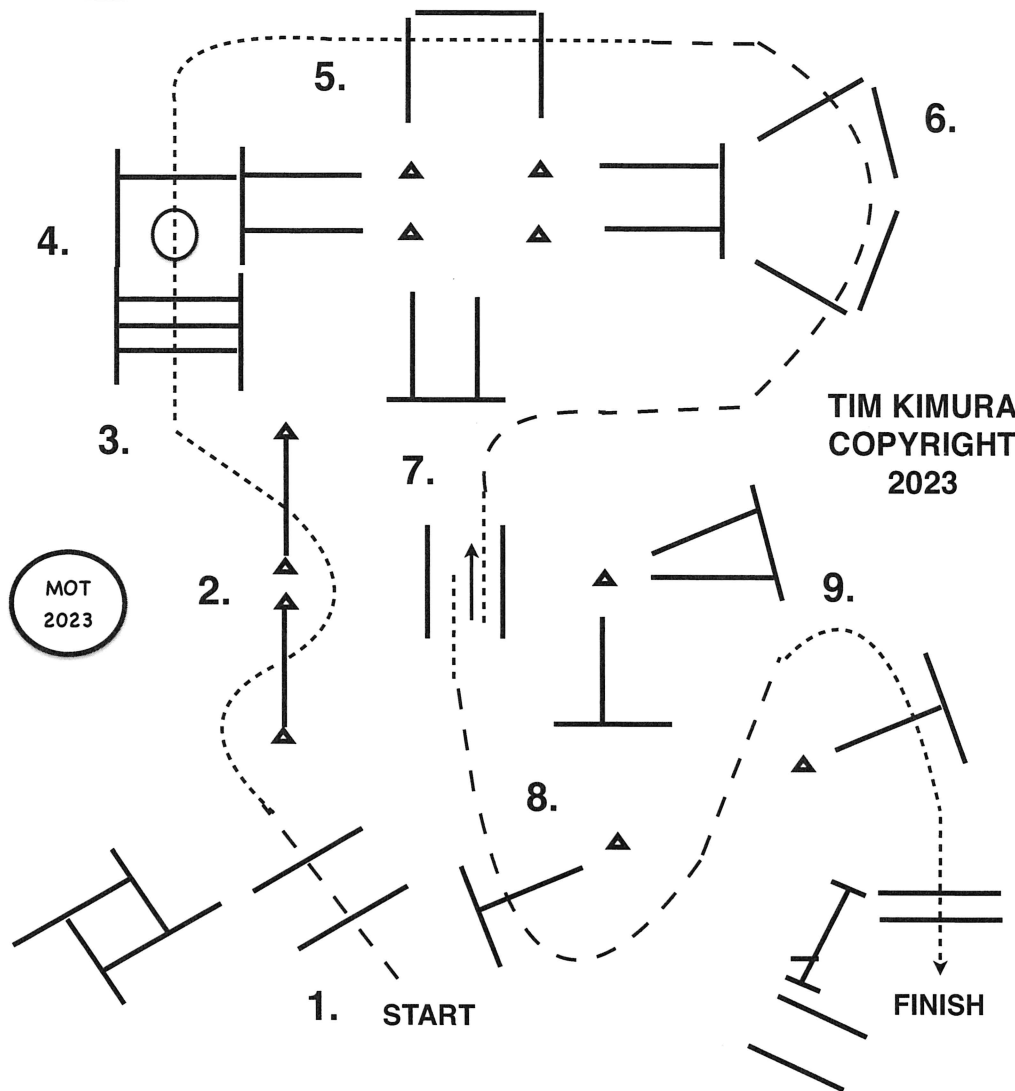
EWD INDEPENDENT



1. JOG OVER POLES.
2. STOP OR BREAK TO THE WALK, WALK THROUGH SERPENTINE, WALK OVER POLES.
3. WALK OVER POLES, WALK INTO BOX.
4. EXECUTE A 360 TURN EITHER WAY, WALK OUT BOX.
5. JOG OVER POLES.
6. JOG OVER POLES.
7. STOP OR BREAK TO THE WALK, WALK INTO CHUTE, BACK STRAIGHT, THEN WALK FORWARD OUT OF CHUTE.
8. JOG OVER POLES.
9. STOP OR BREAK TO THE WALK, WALK OVER POLES.

**2023 NSBA
SHOW YOUR
COLORS**

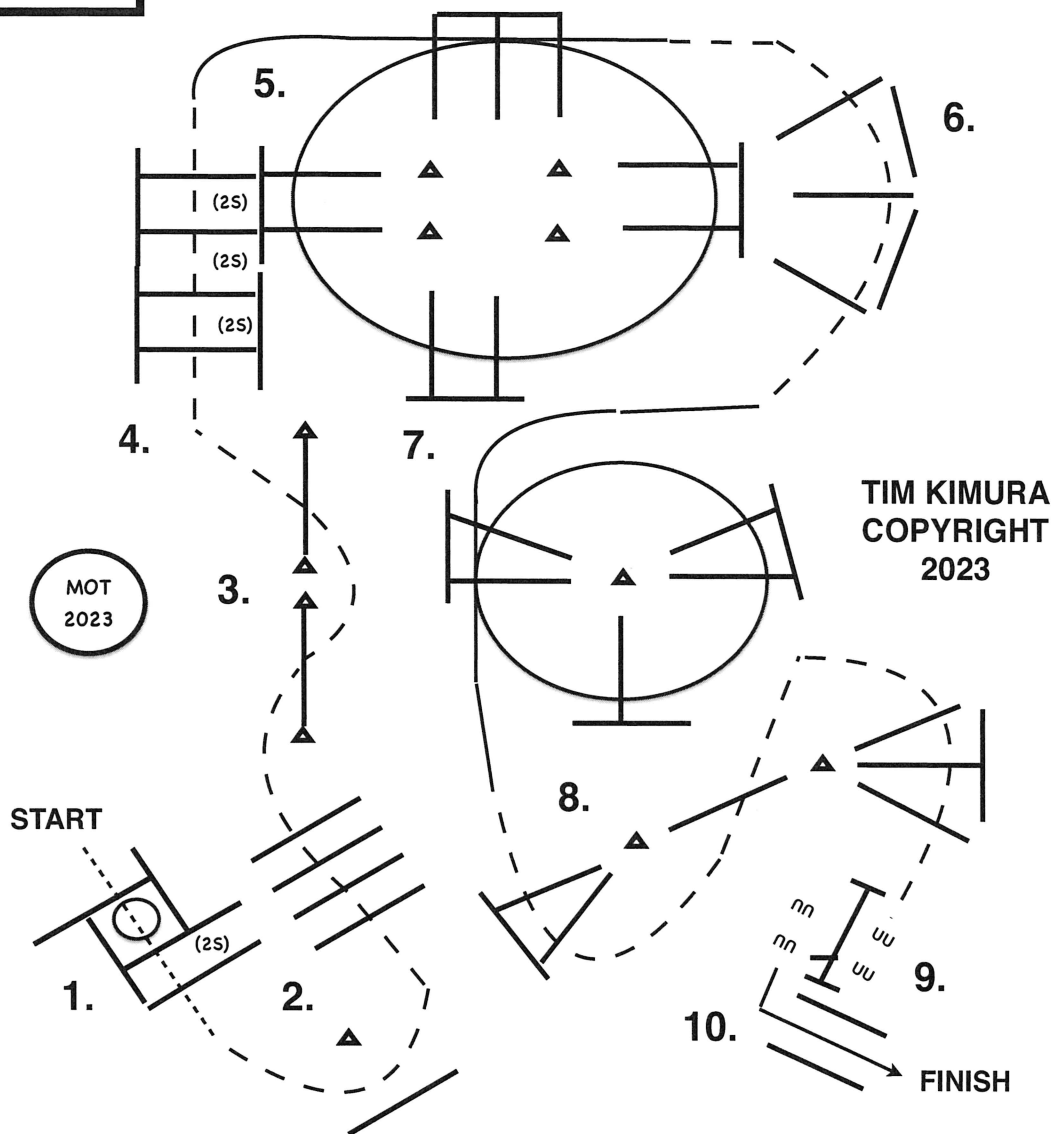
**EWD
SUPPORTED**



1. JOG OVER POLES.
2. STOP OR BREAK TO THE WALK,
WALK THROUGH SERPENTINE, WALK OVER POLES.
3. WALK OVER POLES, WALK INTO BOX.
4. EXECUTE A 360 TURN EITHER WAY, WALK OUT BOX.
5. WALK OVER POLES.
6. JOG OVER POLES.
7. STOP OR BREAK TO THE WALK, WALK INTO CHUTE, BACK STRAIGHT,
THEN WALK FORWARD OUT OF CHUTE.
8. JOG OVER POLE, JOG BETWEEN CONES, THEN
9. STOP OR BREAK TO THE WALK, WALK OVER POLES.

**2023 NSBA
SHOW YOUR
COLORS**

SENIOR TRAIL

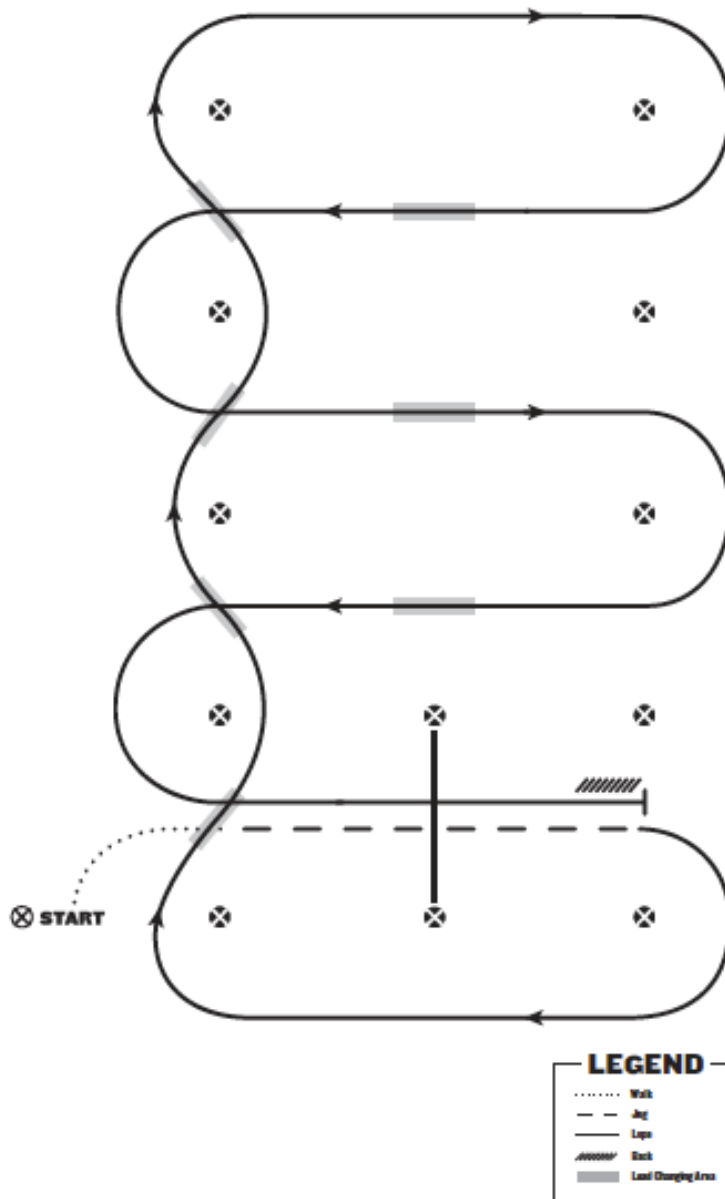


1. WALK INTO BOX, EXECUTE A 360 TURN EITHER WAY, WALK OUT OVER POLES.
2. JOG AROUND CONE, JOG OVER POLES.
3. JOG THROUGH SERPENTINE, JOG OVER POLES.
4. JOG OVER POLES.
5. LOPE OVER POLES (RIGHT LEAD).
6. BREAK TO THE JOG, JOG OVER POLES.
7. LOPE OVER POLES (LEFT LEAD).
8. BREAK TO THE JOG, JOG OVER POLES, JOG UP TO GATE.
9. WORK GATE (RIGHT HAND), OPEN WALK OVER POLE, CLOSE GATE.
10. BACK AROUND CORNER, BACK BETWEEN POLES.

AQHA Show Your Colors – Western Riding – Pattern 4

Junior, Youth, Amateur, Amateur Select, Senior

WESTERN RIDING PATTERN 4

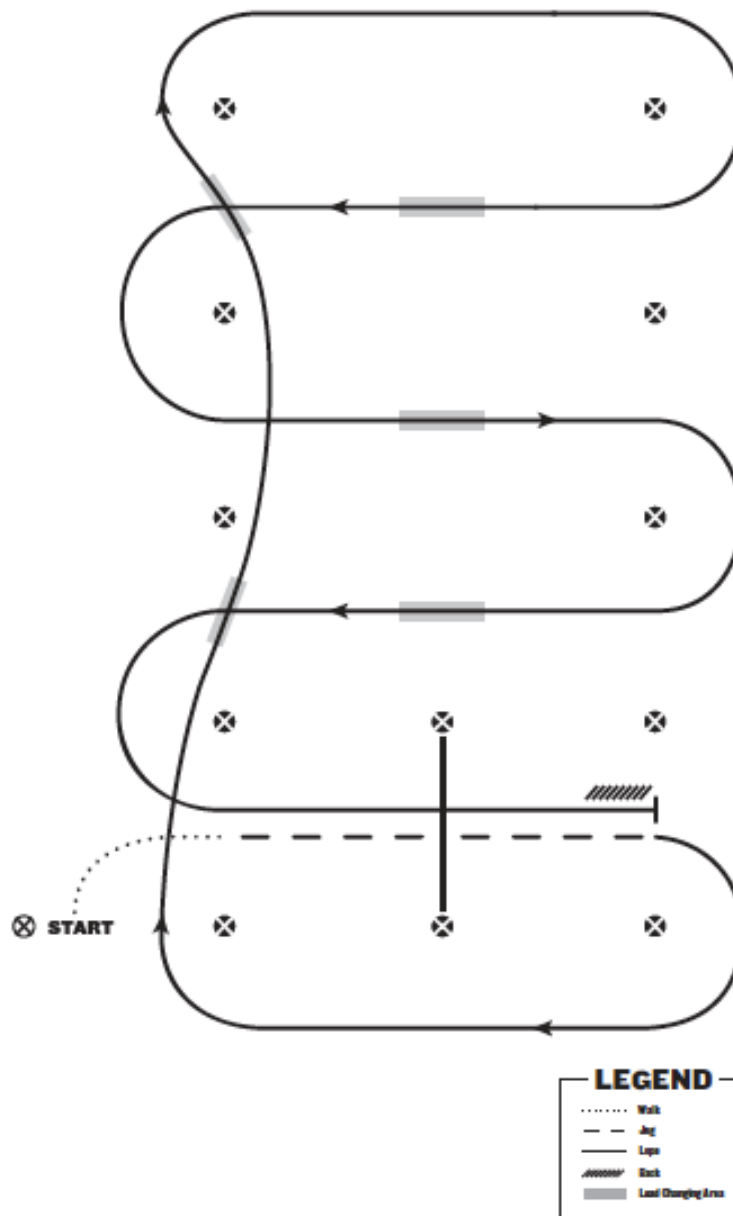


1. Walk at least 15 feet from start cone to the first marker, as drawn, transition to jog, jog over log.
2. Transition to the lope right lead
3. First line change
4. Second line change
5. Third line change
6. Fourth line change
7. First crossing change
8. Second crossing change
9. Third crossing change
10. Lope over log
11. Lope, stop & back

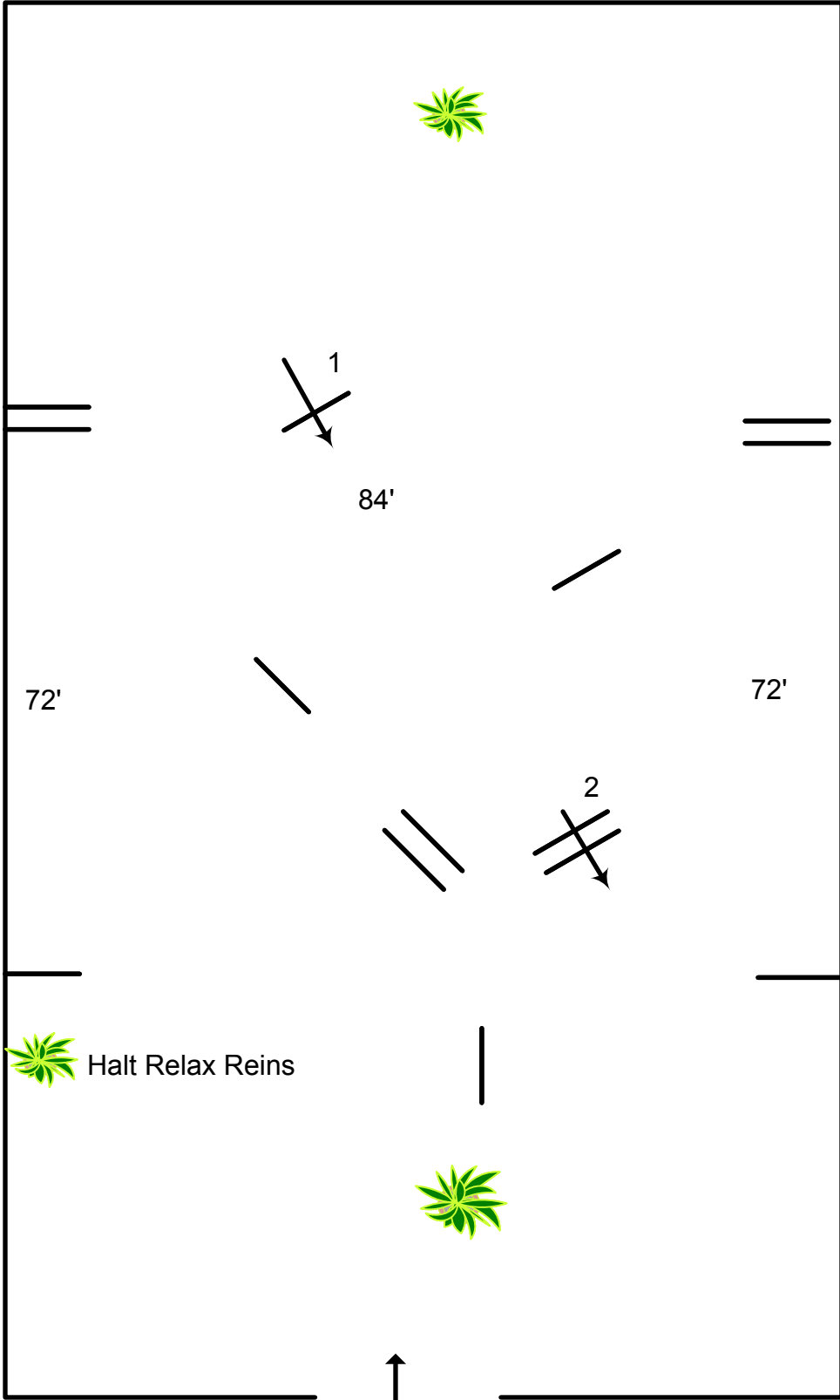
AQHA Show Your Colors – Western Riding – L1 Pattern 4

Level 1 Youth, Level 1 Amateur, Level 1 Open

LEVEL 1 WESTERN RIDING PATTERN 4



1. Walk at least 15 feet from start cone to the first marker, as drawn, transition to jog, jog over log.
2. Transition to the lope right lead & lope around end
3. First line change
4. Second line change, lope around end of arena
5. First crossing change
6. Second crossing change
7. Third crossing change
8. Lope over log
9. Lope, stop & back



AQHA
Show Your
Colors

All
AQHA Hunter Hack

Fences 1 - 2

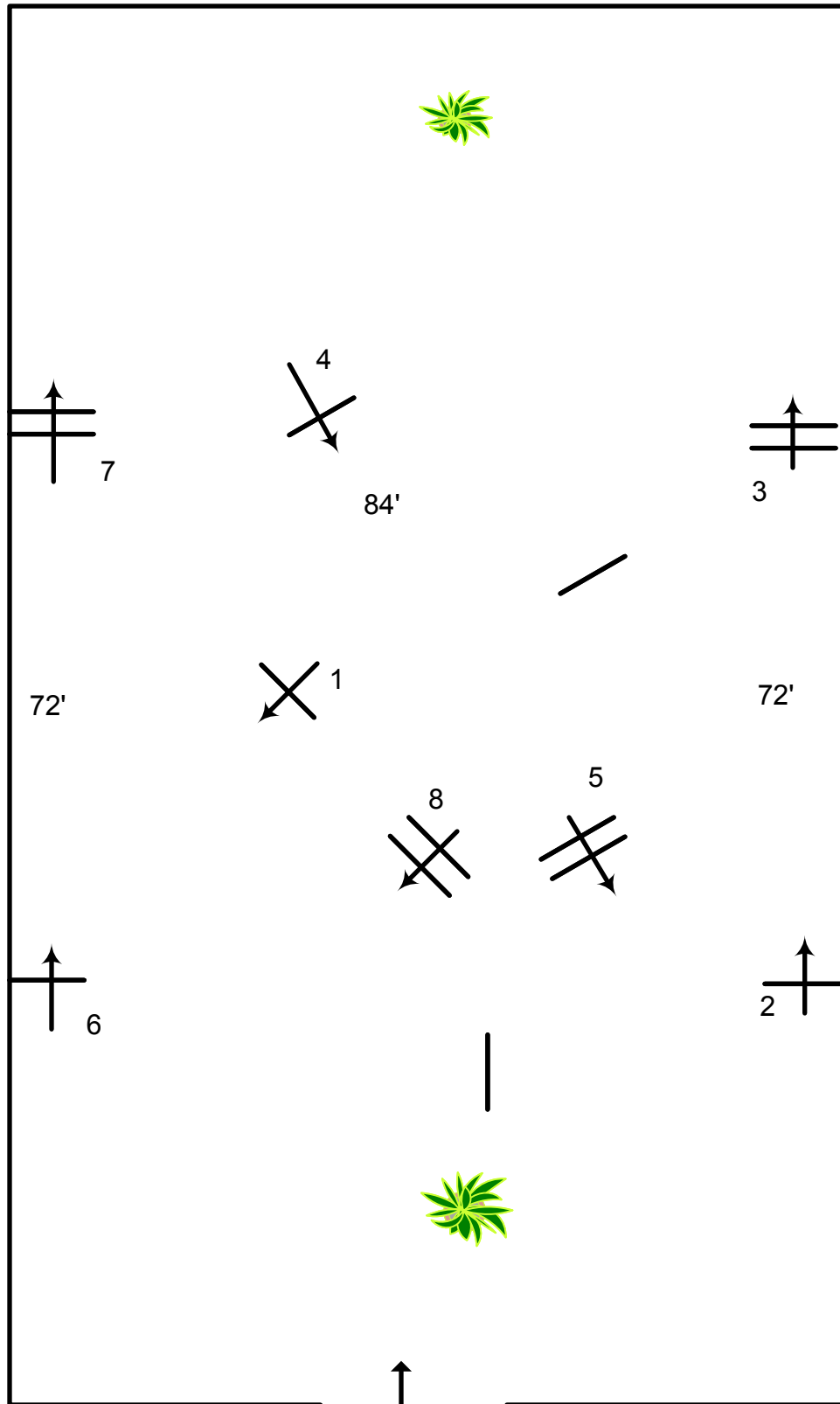
Course
Designer:
David
Warner

In Gate

Thursday
Mustang
Arena

AQHA Show Your Colors

AQHA
Level 1 Working Hunter
Progressive Working Hunter
Level 1 Am Working Hunter
Level 1 Yth Working Hunter
Select Am Working Hunter



Fences 1 - 8

Course
Designer:
David
Warner

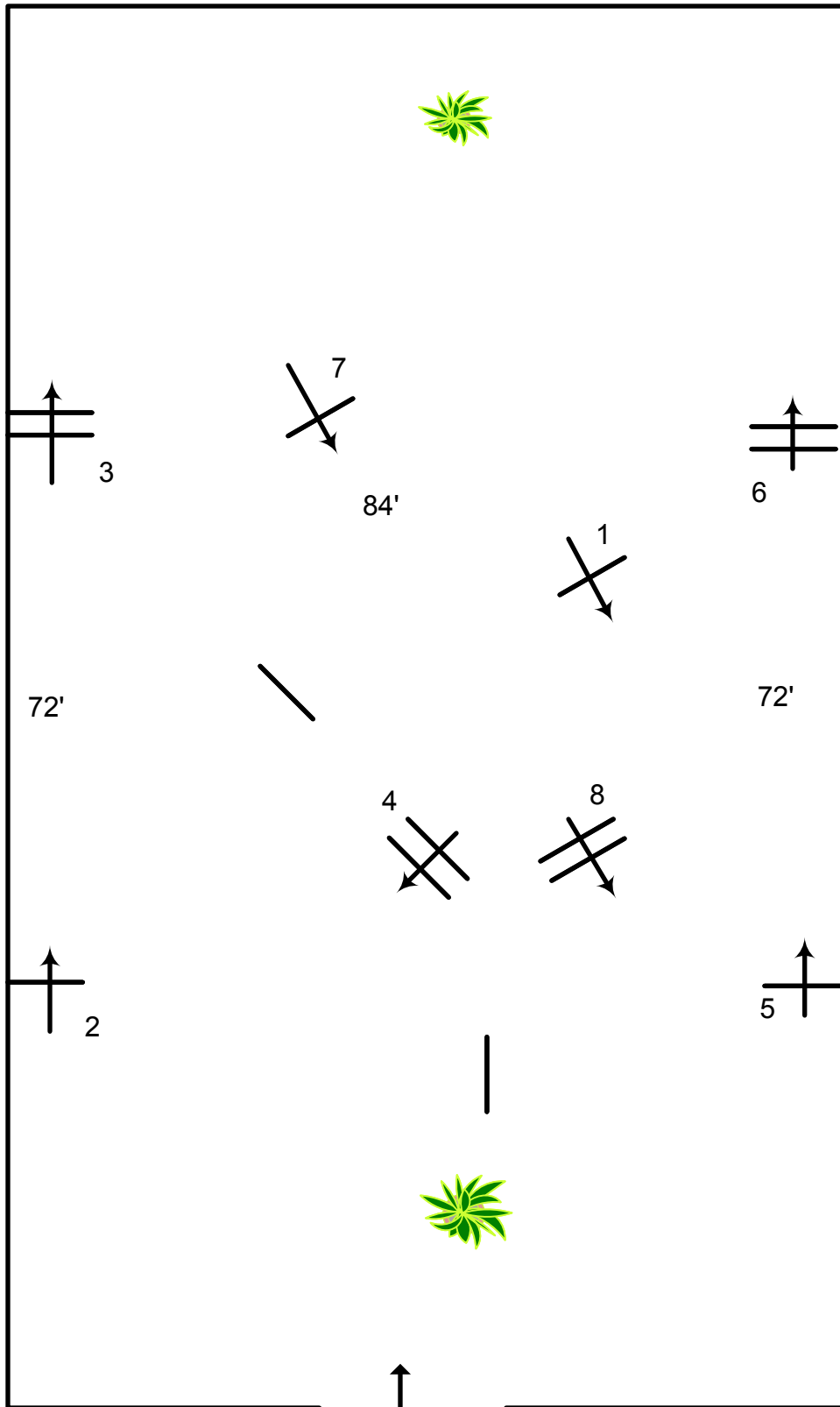
In Gate

Thursday
Mustang
Arena

AQHA Show Your Colors

AQHA
Open Working Hunter
Youth Working Hunter
Amateur Working Hunter

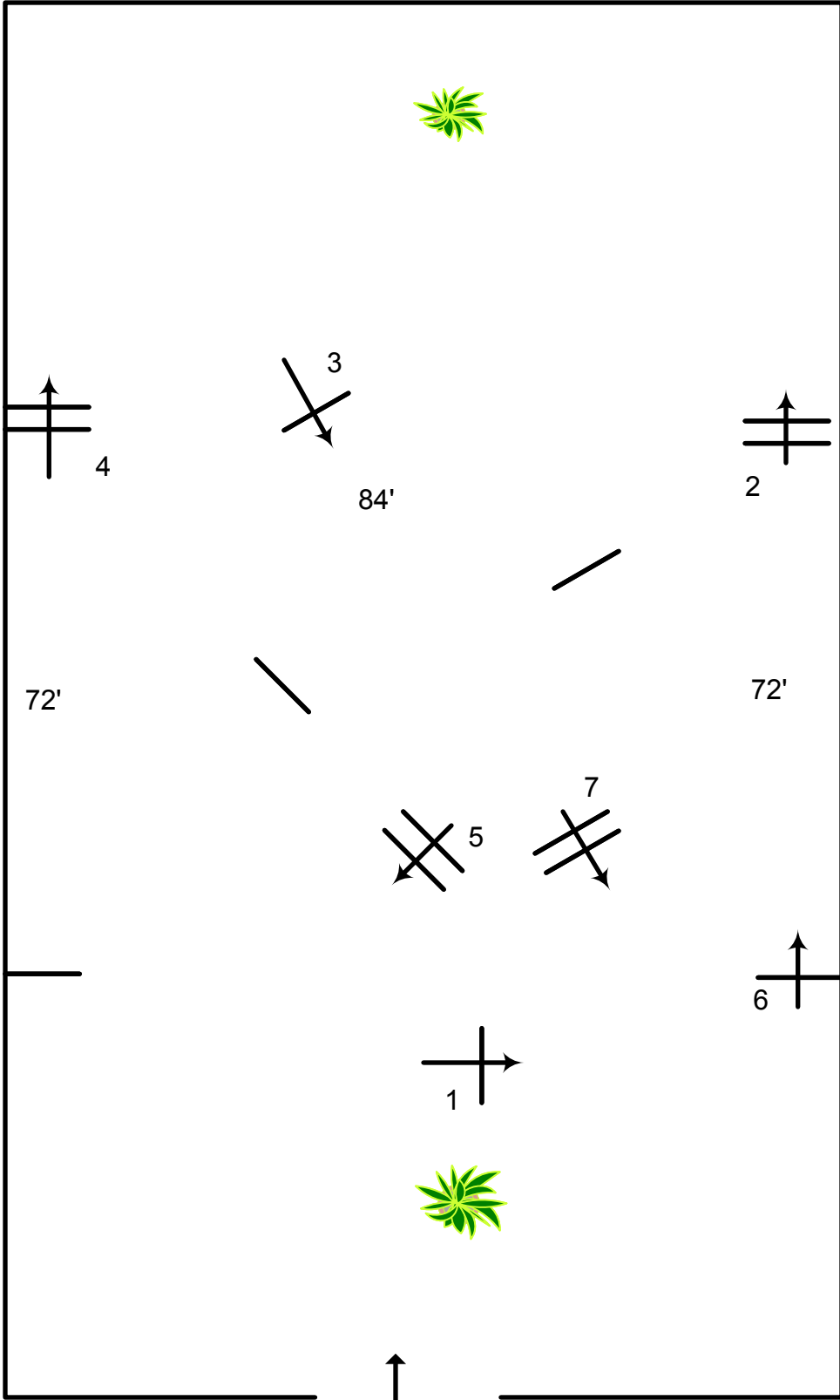
Fences 1 - 8



Course
Designer:
David
Warner

In Gate

Thursday
Mustang
Arena



AQHA Show Your Colors

All
AQHA
Equitation Over Fences

Fences 1 - 7

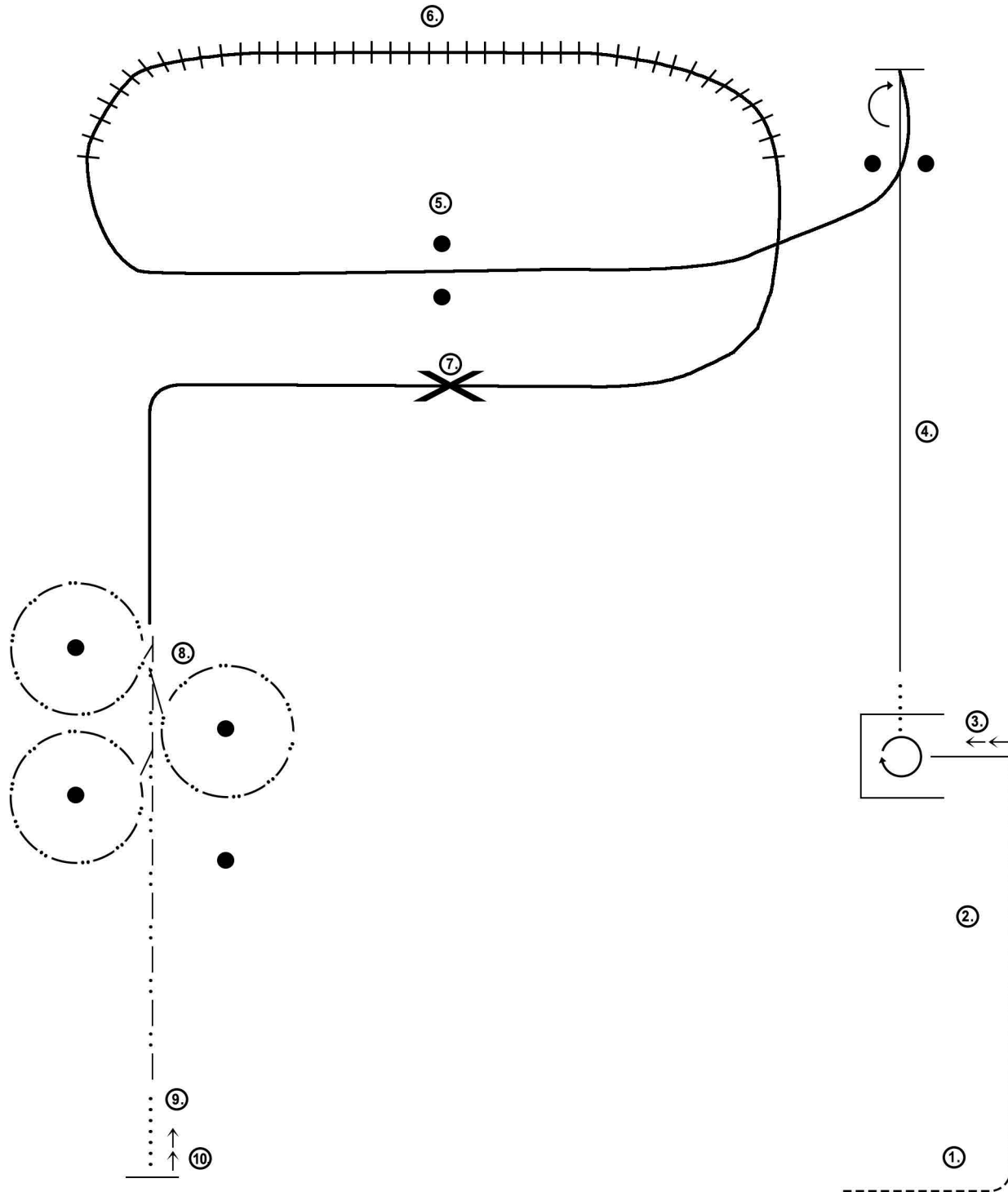
Course
Designer:
David
Warner

In Gate

Thursday
Mustang
Arena

AQHA Show Your Colors

Level 1 Ranch Riding
Junior Ranch Riding

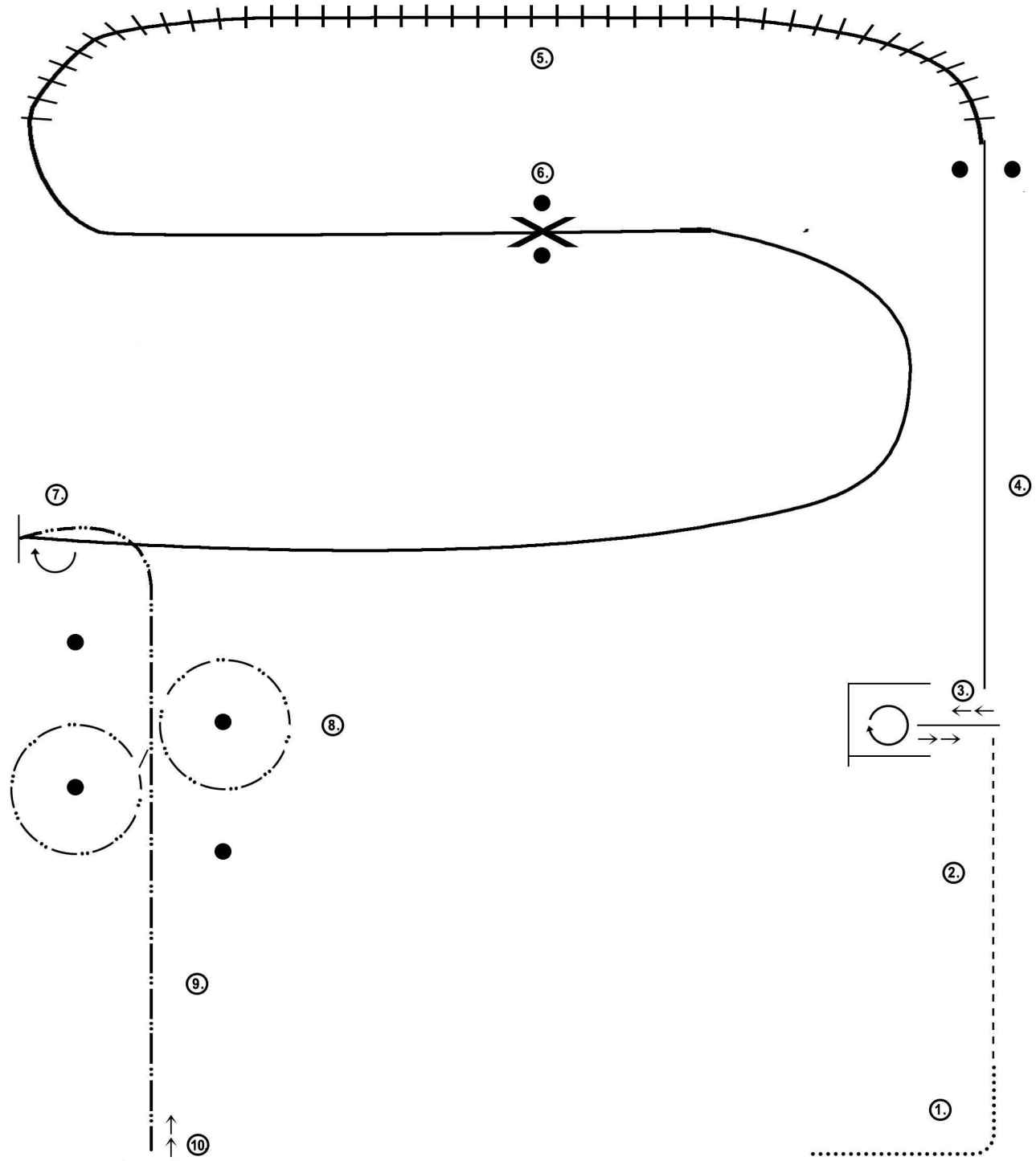


- 1.) Trot
- 2.) Walk
- 3.) Side pass left, 360 either direction
- 4.) Left lead lope
- 5.) Rollback right on right lead

- 6.) Extend lope to collected lope
- 7.) Change leads to left lead
- 8.) Extend trot through serpentine
- 9.) Walk
- 10.) Stop and back

AQHA Show Your Colors

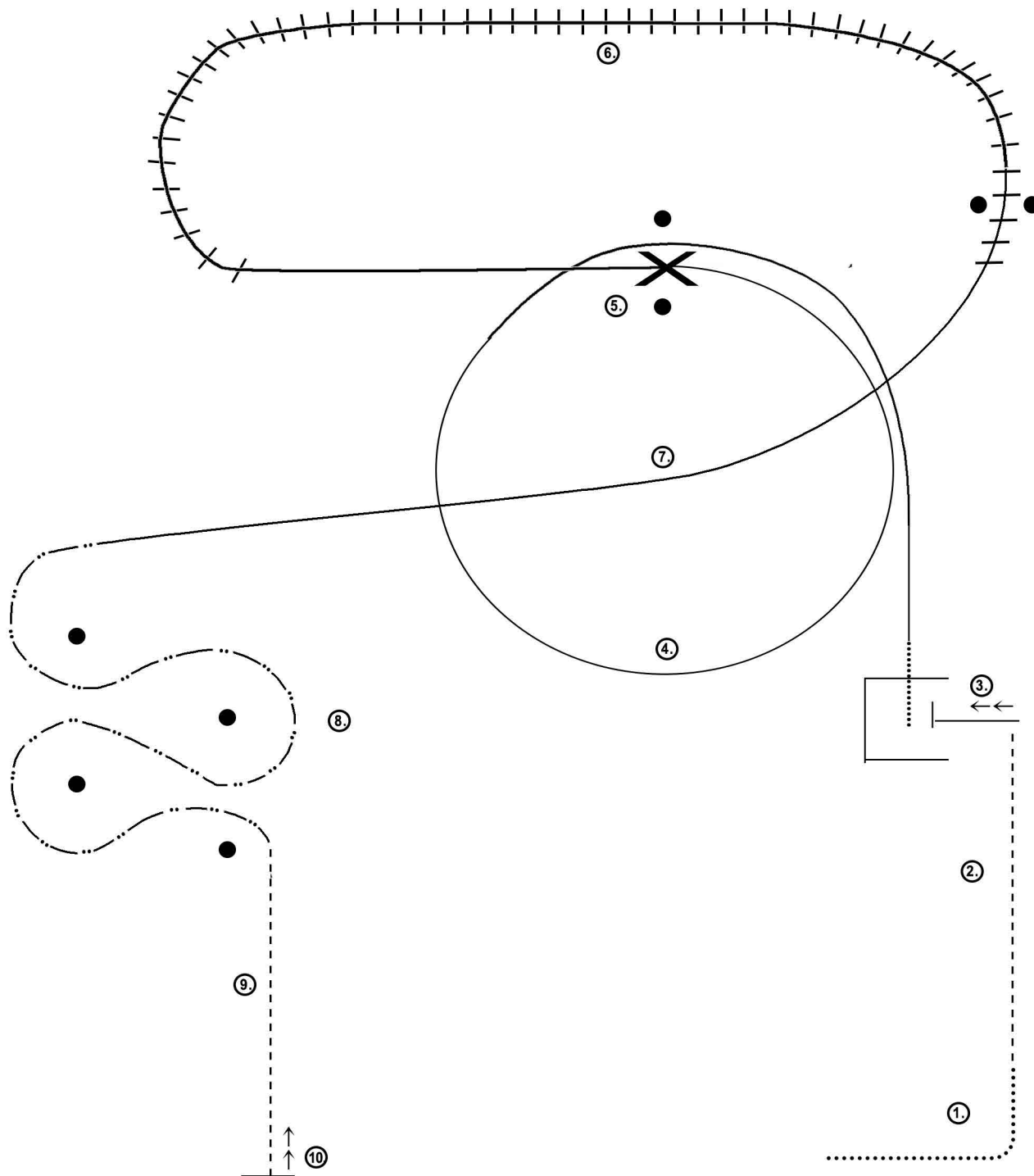
Senior Ranch Riding



- 1.) Walk
- 2.) Trot
- 3.) Side pass left, 360 either direction, side pass right
- 4.) Left lead lope
- 5.) Extend lope down to collected lope
- 6.) Change leads
- 7.) Right lead, stop, rollback right into extended trot
- 8.) Extend trot through serpentine
- 9.) Extend trot straight line
- 10.) Stop and back

AQHA Show Your Colors

Amateur Ranch Riding
Youth Ranch Riding



1.) Walk

2.) Trot

3.) Side pass left, and walk out of box

4.) Left lead lope circle

5.) Change leads to right lead

6.) Extend lope through trees

7.) Right lead lope

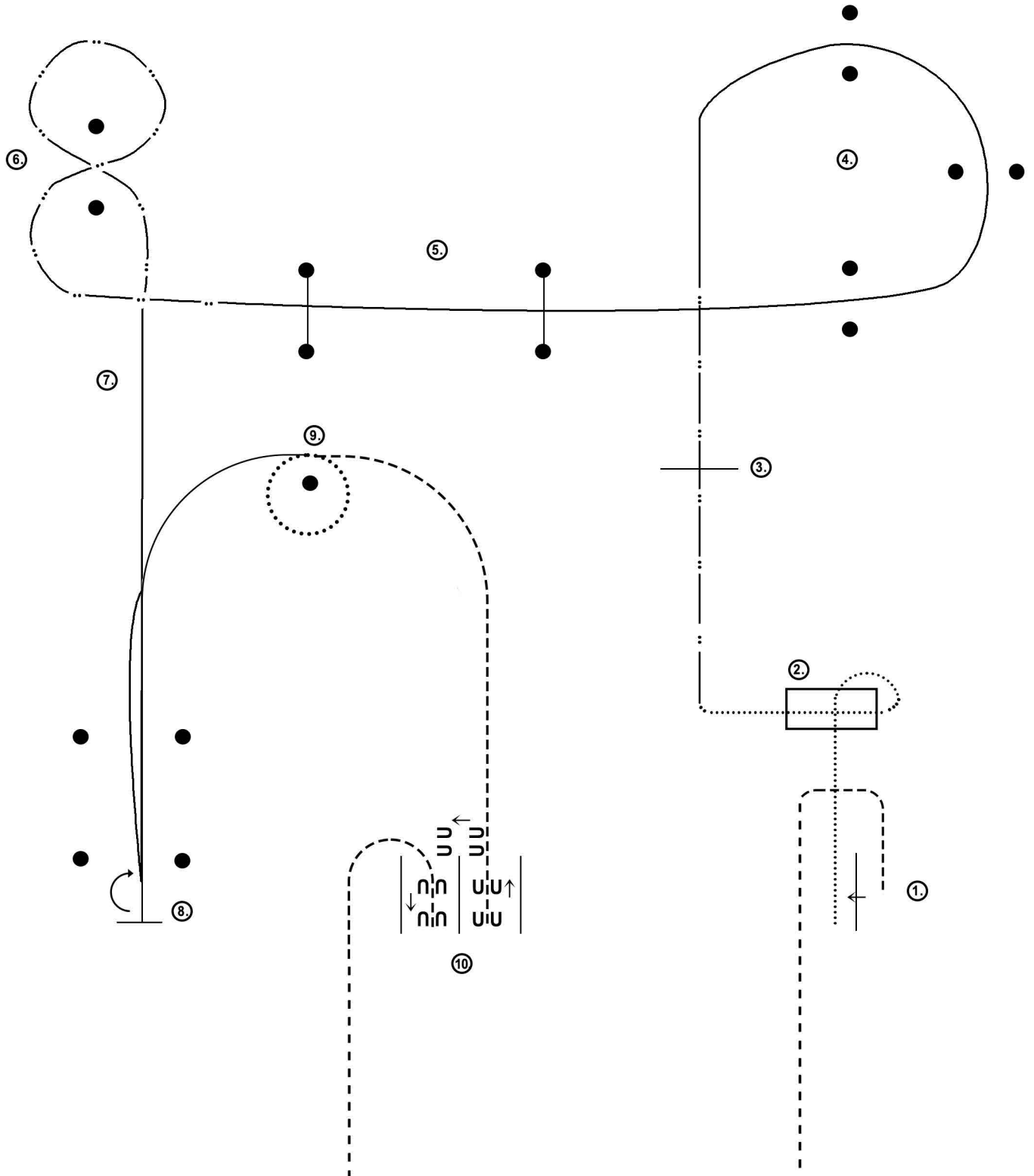
8.) Extend trot through serpentine

9.) Trot

10.) Stop and back

AQHA Show Your Colors

Open Ranch Trail



1.) Trot around gate, right hand push gate

2.) Walk over bridge

3.) Extend trot over jump

4.) Pick up right lead lope through trees

5.) Lope logs

6.) Extended trot around trees

7.) Left lead

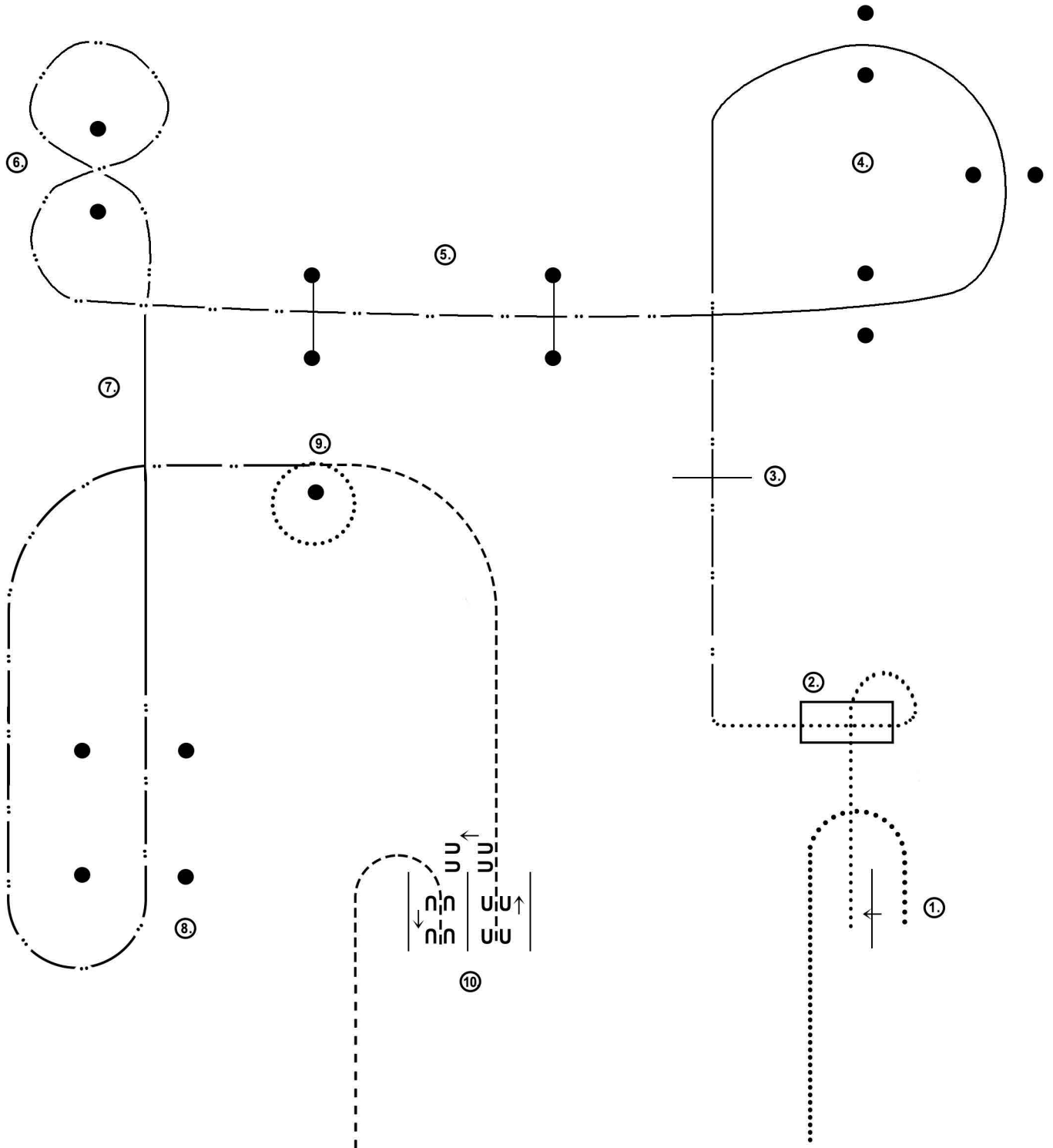
8.) Stop rollback right into right lead

9.) Drag log in circle at a walk

10.) Trot into chute, back out into other chute and trot out

AQHA Show Your Colors

Amateur Ranch Trail
Youth Ranch Trail



1.) Walk around gate, right hand push gate

2.) Walk over bridge

3.) Extend trot over jump

4.) Pick up right lead lope through trees

5.) Extend trot over poles

6.) Extend trot through figure 8

7.) Pick up right lead

8.) Execute extended trot between trees and to drag log

9.) Drag log in circle at walk

10.) Trot into chute, back out into other chute and trot out